

T5H2H-STL

Flexible Mechanical Friction Torque
Limiter Coupling



Important: Each shaft must be bearing supported.

*Designed for brief overloads.
Does not automatically disconnect.*

Engagement/Disengagement

Spring/None

Facing Type

Low Coefficient

Minimum Torque Setting

270 Pound Inches

Maximum Torque Setting (Spring Compression $\approx 40\%$)

2,736 Pound Inches

Maximum RPM

1,750

Bore Range with Standard Keyway

1.125 (29) to 1.437 (38) Inches (mm)

Finish

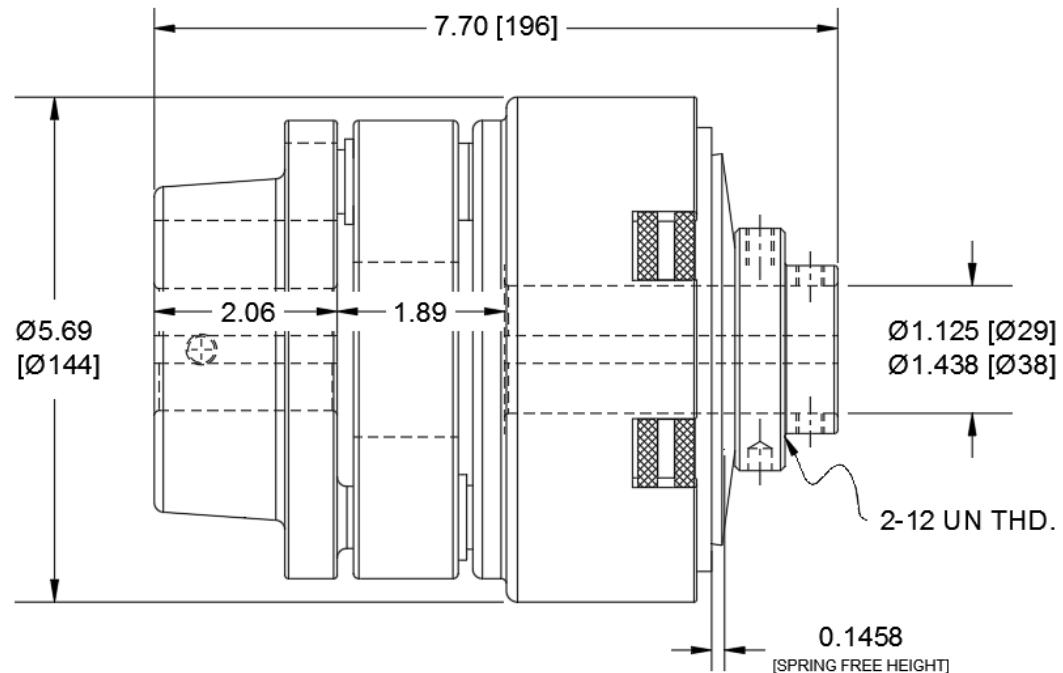
Aluminum

Open or Enclosed Construction

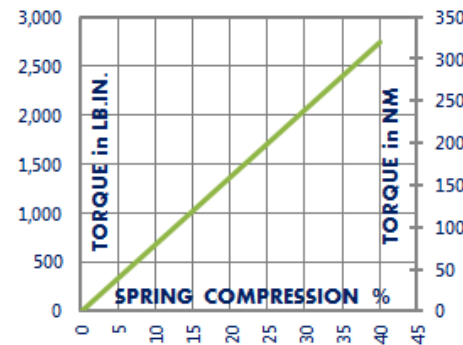
Open

Shipping Weight

25 Pounds



TORQUE vs. SPRING PRESSURE



NEW vs. BURNISHED TORQUE

The torque output setting of a friction torque limiter is set at the factory or in the field when new. (All torque settings are $\pm 10\%$.) Repeated overload will burnish the friction surfaces and may increase the slip torque setting. The torque setting should be tested after prolonged or frequent overload and re-set if needed.

PRODUCT SELECTION

Torque capacity is only one factor to consider when making a product selection. Ensure that you will have the right product for the job by contacting our engineering department for application review and selection assistance.

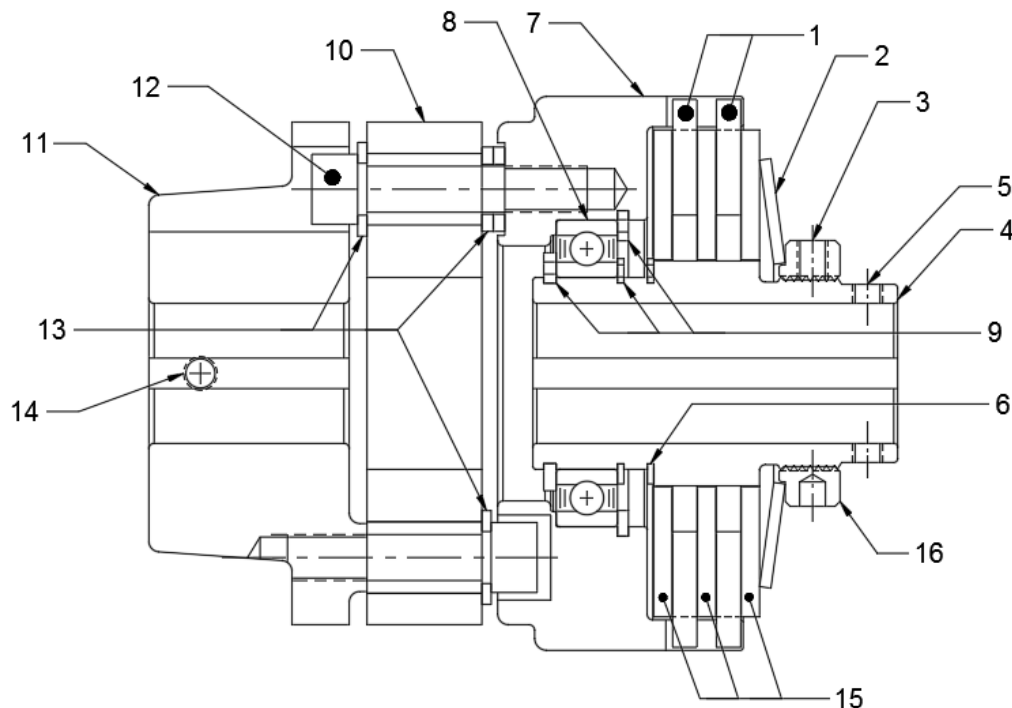


1580 Lake Street
Elmira, NY 14901 USA
859-291-0849
machiii.com

engineering@machiii.com

T5H2H-STL

Parts Diagram



REF#	DESCRIPTION & PARTS INCLUDED	QUANTITY	KIT NUMBER
REPAIR KIT			
			T5H2H-STL-RPRK
1	Friction Disc	2	
2	Disc Spring	1	
3	Nylon Point Set Screw	1	
DRIVE HUB KIT			
			T5H2H-STL-HUBK
4	Drive Hub	1	<i>Specify Bore Size When Ordering</i>
5	Set Screw	2	
6	Retainer Ring	1	
SLEEVE KIT			
			C5H2R-STH-SLVK
7	Sleeve	1	
8	Bearing	1	
9	Retainer Ring	3	
COUPLING KIT			
			C5H2R-STH-CPLK
10	Elastomeric Element	1	
11	Coupling	1	<i>Specify Bore Size When Ordering</i>
12	Screw	6	
13	Washer	12	
14	Set Screw	1	
DRIVE DISC KIT			
			T5A2H-STL-DRDK
15	Drive Disc	3	
FACING KIT			
			T5H2H-STL-FCGK
1	Friction Disc	2	
3	Nylon Point Set Screw	1	
NUT KIT			
			T5A2H-STL-NUTK
16	Nut	1	
3	Nylon Point Set Screw	1	

PARTS KITS

The *Repair Kit* contains common wear items for this product. Users are encouraged to stock one or more repair kits considering the number of units installed and the potential downtime if machinery on which the unit is installed is critical equipment. To obtain current pricing and lead time for parts kits, contact customer service.

orders@machiii.com

ADDITIONAL PRODUCT INFORMATION

For illustrated guides showing how Mach III products work, selection guidelines, product manuals, and installation and use recommendations:

<https://machiii.com/resources/how-our-products-work>

For information about how to order, return policy and warranty information:

<https://machiii.com/resources/how-to-order>



859-291-0849

machiii.com

engineering@machiii.com