



## T3A1H-003

Pilot Mount Torque Limiter

Momentary Overload Protection

### Engagement/Disengagement

Spring/None

### Facing Type

Low Coefficient

### Minimum Torque Setting

40 Pound Inches

### Maximum Torque Setting (Spring Compression ≈ 25%)

396 Pound Inches

### Maximum RPM

1,750

### Bore with Standard Keyway

0.625

### Finish

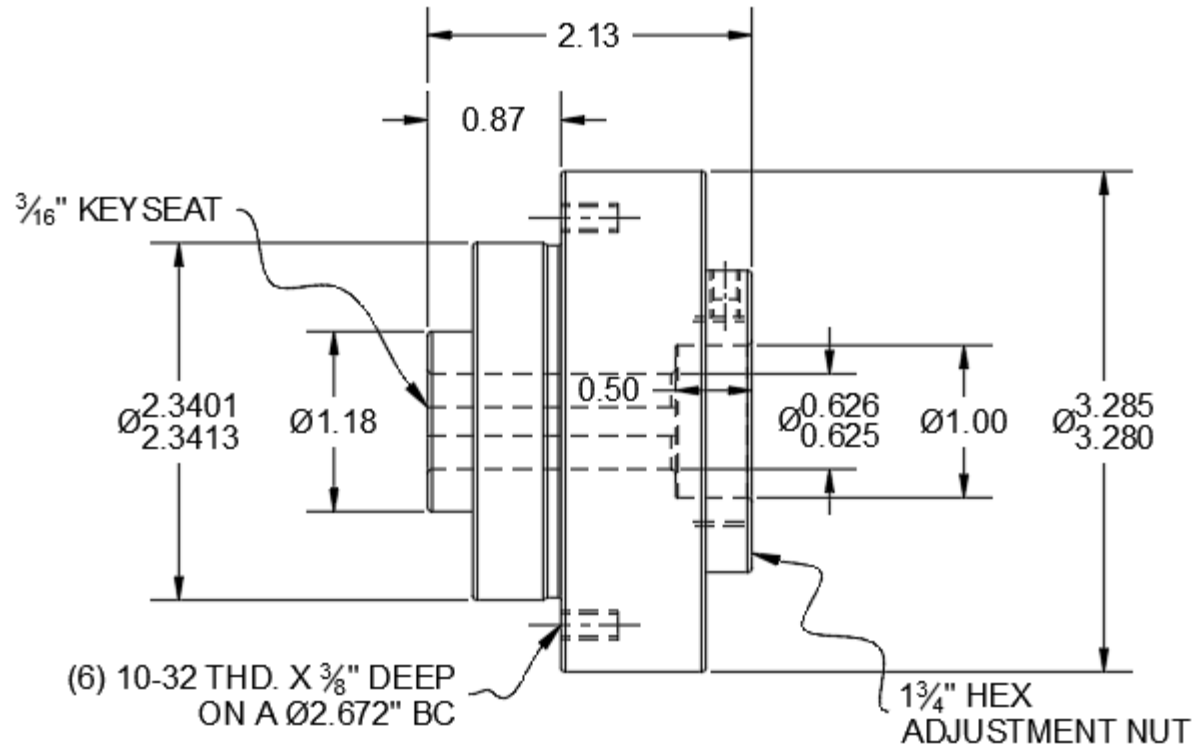
Steel

### Open or Enclosed Construction

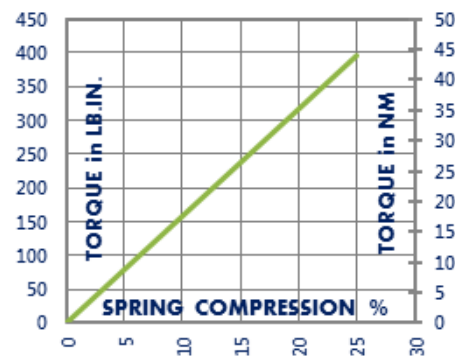
Open

### Shipping Weight

3 Pounds



### TORQUE vs. SPRING PRESSURE



### NEW vs. BURNISHED TORQUE

New clutch or brake torque is approximately 40% less than rated design torque until the friction and drive discs are worn in (lapped, burnished). The length of time for wear-in to occur varies by application.

When calculating required torque always use a service factor of 1.5 to 2. It is not recommended to select a product for use at its maximum rated torque for continuous duty.

### PRODUCT SELECTION

Torque capacity is only one factor to consider when making a product selection. Insure that you will have right product for the job by contacting our engineering department for application review and selection assistance.



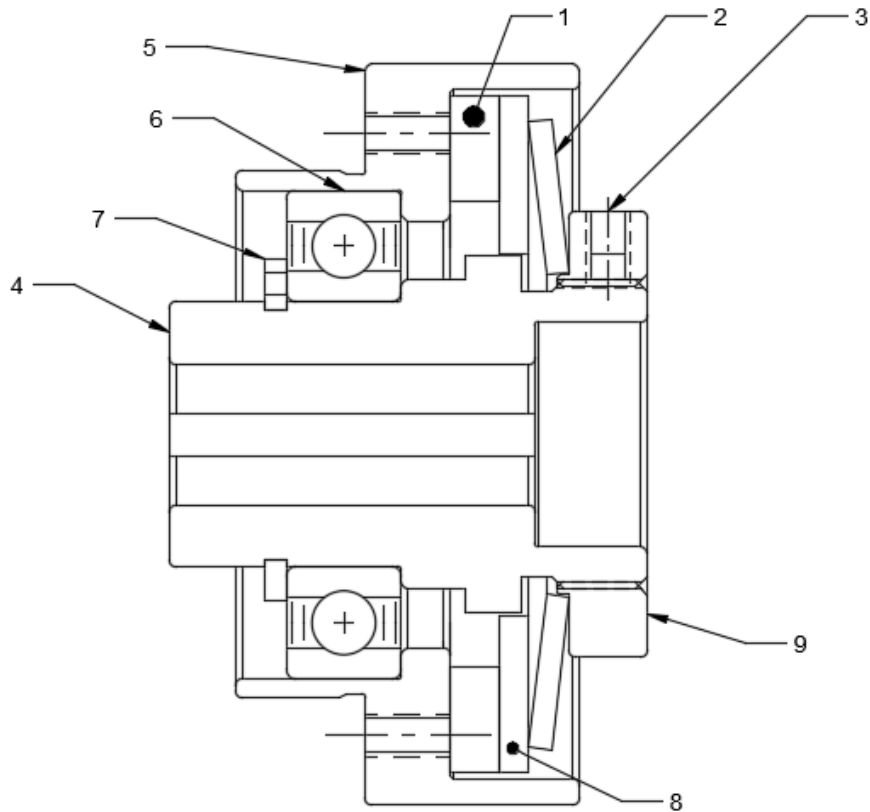
859-291-0849

engineering@machiii.com

www.machiii.com

# T3A1H-003

## Parts Diagram



REF#	DESCRIPTION & PARTS INCLUDED	QUANTITY	KIT NUMBER
	<b>REPAIR KIT</b>		<b>T3A1H-003-RPRK</b>
1	Friction Disc	1	
2	Disc Spring	1	
3	Nylon Point Set Screw	1	
4	<b>DRIVE HUB</b>	1	<b>T3A1H-003-P001</b>
	<b>SLEEVE KIT</b>		<b>T3A1H-003-SLVK</b>
5	Sleeve	1	
6	Bearing	1	
7	Retainer Ring	1	
8	<b>DRIVE DISC</b>	1	<b>T3A1H-003-P005</b>
	<b>FACING KIT</b>		<b>T3A1H-003-FCGK</b>
1	Friction Disc	1	
3	Nylon Point Set Screw	1	
	<b>NUT KIT</b>		<b>3758-NUTK</b>
3	Nylon Point Set Screw	1	
9	Nut	1	

### PARTS KITS

The *Repair Kit* contains common wear items for this product. Users are encouraged to stock one or more repair kits considering the number of units installed and the potential downtime if machinery on which the unit is installed is critical equipment. To obtain current pricing and lead time for parts kits, contact customer service.

[orders@machiii.com](mailto:orders@machiii.com)

### ADDITIONAL PRODUCT INFORMATION

Click on the links below or copy and paste into your web browser.

To view the Installation & Maintenance Manual for this product:  
<http://www.machiii.com/PDF/Product-Manuals/TORQLIM BALLBRG MANUAL.pdf>

For information about the application and use of this and other Mach III products:  
<http://machiii.com/Application/Default.asp>



859-291-0849

[engineering@machiii.com](mailto:engineering@machiii.com)

[www.machiii.com](http://www.machiii.com)