

Friction Torque Limiter

Shaft to Shaft Mount – Coupling

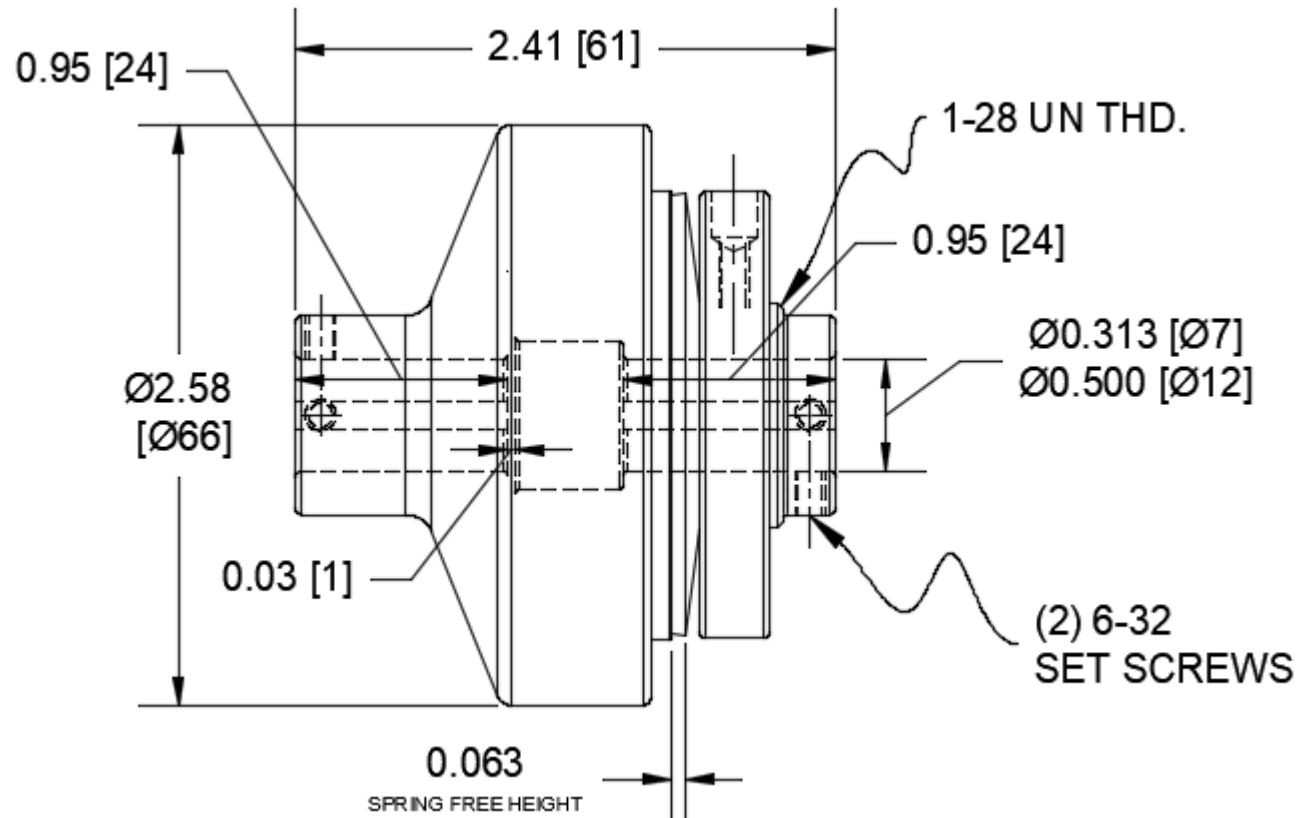


V2G2R-STL

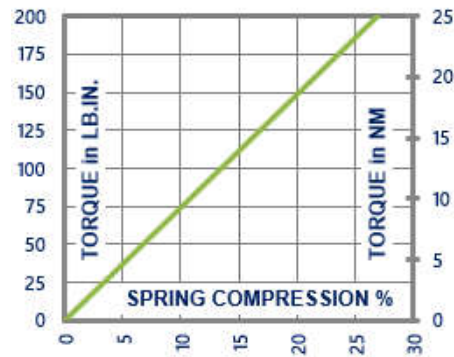
Momentary Overload Protection

Mechanism DOES NOT support Coupling

Engagement/Disengagement	Spring/None
Facing Type	Low Coefficient
Minimum Torque Setting	20 Pound Inches
Maximum Torque Setting (Spring Compression ≈ 27%)	200 Pound Inches
Maximum RPM	1,750
Bore Range with Standard Keyway	0.313 (7) to 0.500 (12) Inches (mm)
Finish	Aluminum
Open or Enclosed Construction	Open
Shipping Weight	1 Pounds



TORQUE vs. SPRING PRESSURE



NEW vs. BURNISHED TORQUE

New clutch or brake torque is approximately 40% less than rated design torque until the friction and drive discs are worn in (lapped, burnished). The length of time for wear-in to occur varies by application.

When calculating required torque always use a service factor of 1.5 to 2. It is not recommended to select a product for use at its maximum rated torque for continuous duty.

PRODUCT SELECTION

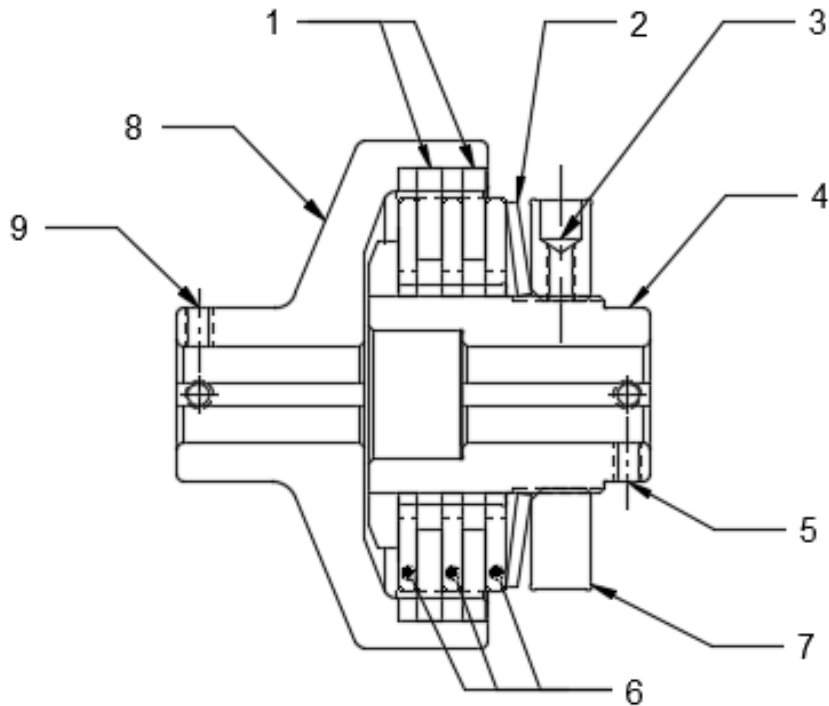
Torque capacity is only one factor to consider when making a product selection. Insure that you will have right product for the job by contacting our engineering department for application review and selection assistance.



859-291-0849
 engineering@machiii.com
 www.machiii.com

V2G2R-STL

Parts Diagram



REF#	DESCRIPTION & PARTS INCLUDED	QUANTITY	KIT NUMBER
	REPAIR KIT		V2G2R-STL-RPRK
1	Friction Disc	2	
2	Disc Spring	1	
3	Nylon Point Set Screw	1	
	DRIVE HUB KIT		V2G2R-STL-HUBK
4	Drive Hub	1	<i>Specify Bore Size When Ordering</i>
5	Set Screw	2	
	DRIVE DISC KIT		C2A2R-STH-DRDK
6	Drive Disc	3	
	FACING KIT		V2G2R-STL-FCGK
1	Friction Disc	2	
3	Nylon Point Set Screw	1	
	NUT KIT		T2A2R-STL-NUTK
7	Nut	1	
3	Nylon Point Set Screw	1	
	COUPLING KIT		M2G2R-STH-CPLK
8	Coupling	1	<i>Specify Bore Size When Ordering</i>
9	Set Screw	2	

PARTS KITS

The *Repair Kit* contains common wear items for this product. Users are encouraged to stock one or more repair kits considering the number of units installed and the potential downtime if machinery on which the unit is installed is critical equipment. To obtain current pricing and lead time for parts kits, contact customer service.

orders@machiii.com

ADDITIONAL PRODUCT INFORMATION

Click on the links below or copy and paste into your web browser.

To view the Installation & Maintenance Manual for this product:

http://www.machiii.com/PDF/Product-Manuals/TORQLIM_MECH_W_COUPL_MANUAL.pdf

For information about the application and use of this and other Mach III products:

<http://machiii.com/Application/Default.asp>



859-291-0849

engineering@machiii.com

www.machiii.com