

C5D2K-002

Air Engaged Friction Clutch
End of Shaft Bored, Pilot Mount



Minimum Sprocket Sizes

Chain Size	40	50	60	80
Minimum Teeth	35	29	24	19

Engagement/Disengagement

Air/Spring

Facing Type

Low Coefficient

Torque @ 80 PSI – Dynamic

1,557 Pound Inches

Minimum Engagement Pressure

2 PSI

Maximum Operating Pressure

80 PSI

Maximum RPM

1,750

Bore Range with Standard Keyway

1.313 (33) to 1.563 (40) Inches (mm)

Air Volume New

2.00 Cubic Inches

Air Volume Worn

6.07 Cubic Inches

Finish

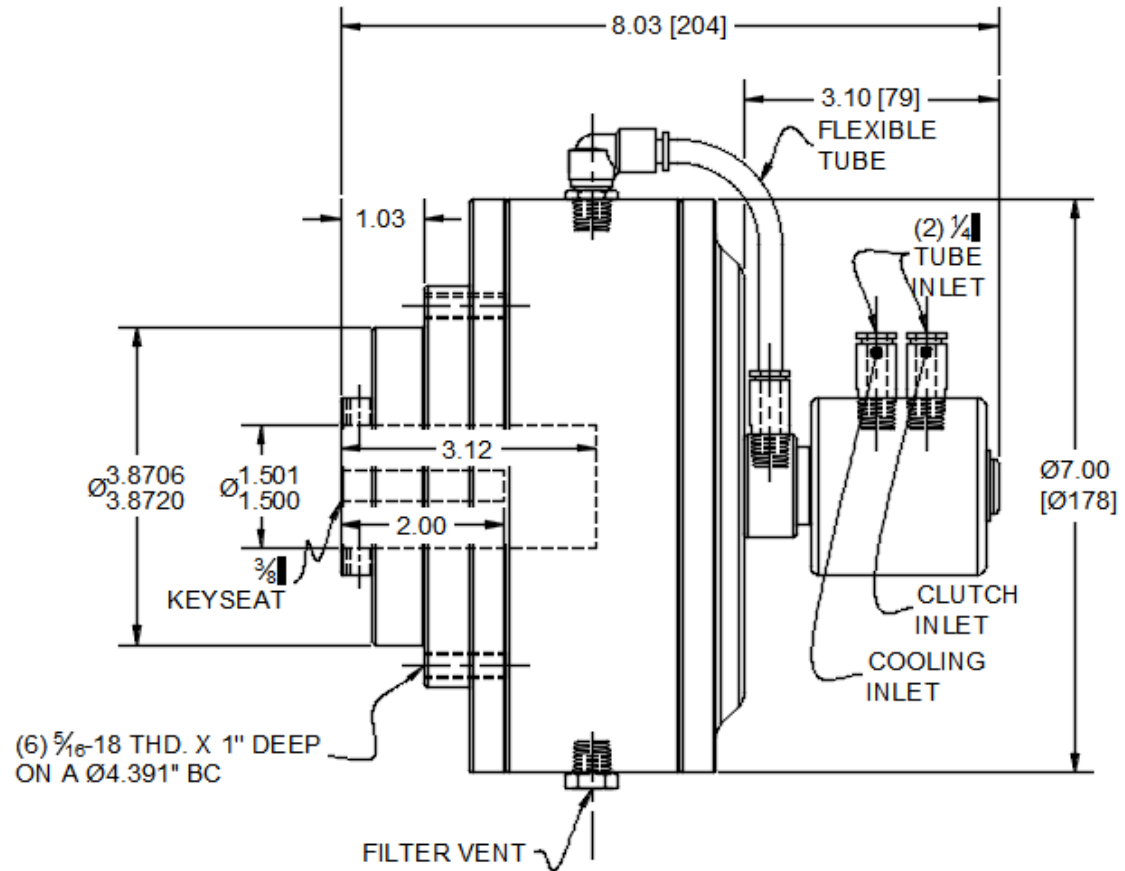
Aluminum

Open or Enclosed Construction

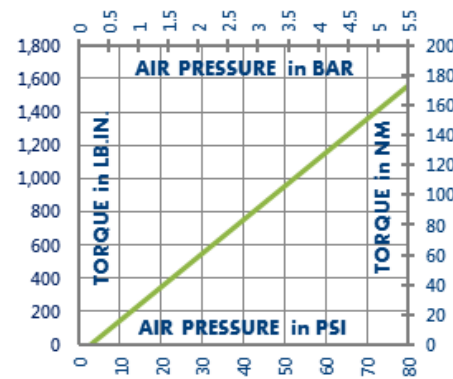
Enclosed

Shipping Weight

22 Pounds



TORQUE vs. AIR PRESSURE



NEW vs. BURNISHED TORQUE

The torque output of a new friction brake or clutch can be up to 40% less than the published torque rating. To achieve full design torque, a unit must be cycled under load to burnish the friction surfaces. The exact number of cycles varies by application.

When calculating required torque always use a safety factor of 1.5 to 2. It is not recommended to select a product for use at its maximum rated torque for continuous duty.

PRODUCT SELECTION

Torque capacity is only one factor to consider when making a product selection. Ensure that you will have the right product for the job by contacting our engineering department for application review and selection assistance.



101 Cummings Drive
Walton, KY 41094 USA

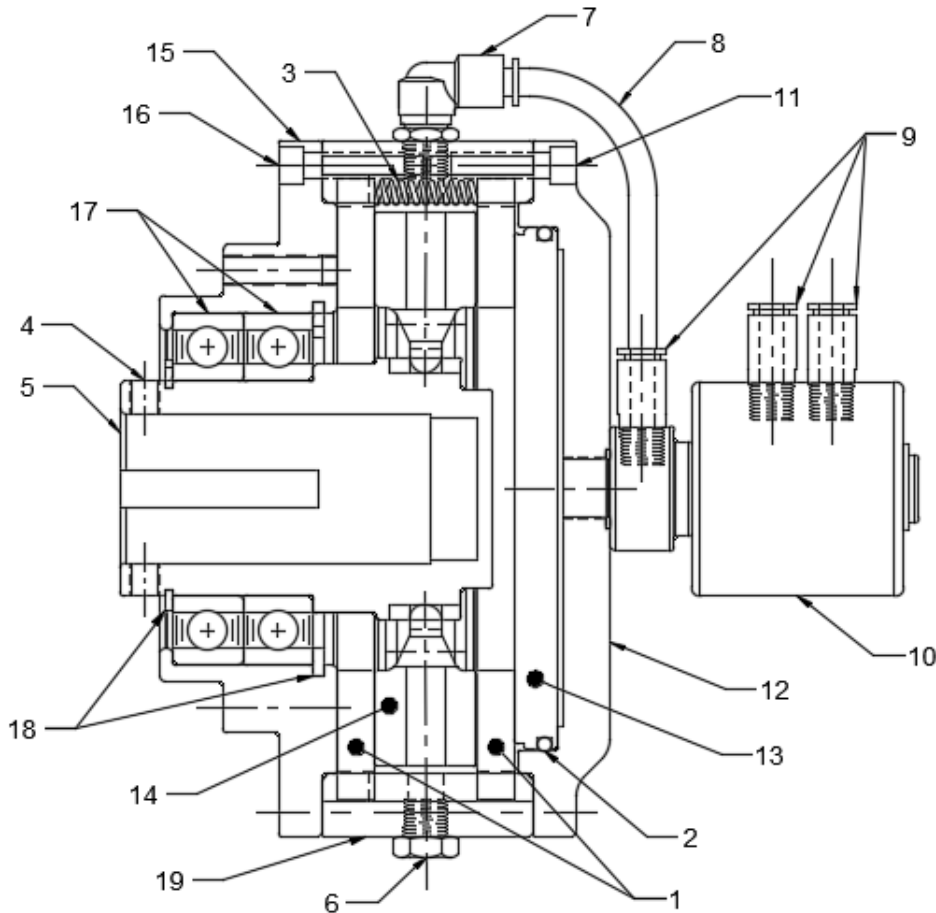
859-291-0849

machiii.com

engineering@machiii.com

C5D2K-002

Parts Diagram



REF#	DESCRIPTION & PARTS INCLUDED	QUANTITY	KIT NUMBER
	REPAIR KIT		C5D2K-002-RPRK
1	Friction Disc	2	
2	O-Ring	1	
3	Coil Spring	6	
	DRIVE HUB KIT		C5D2K-002-HUBK
4	Set Screw	2	
5	Drive Hub	1	
	SEAL KIT		C5D2K-002-SELK
6	Filter Vent	1	
7	Rotating Air Seal	1	
8	Flexible Air Tube	1	
9	Push-In Brass Fitting	3	
10	Rotary Seal	1	
	CYLINDER KIT		C5D2K-002-CYLK
11	Screw	6	
12	Cylinder	1	
13	PISTON	1	C5D3K-STH-P004
14	DRIVE DISC	1	C5D2K-002-P005
	SLEEVE KIT		C5D2K-002-SLVK
15	Sleeve	1	
16	Screw	6	
17	Bearing	2	
18	Retainer Ring	2	
19	Ring Gear	1	

PARTS KITS

The *Repair Kit* contains common wear items for this product. Users are encouraged to stock one or more repair kits considering the number of units installed and the potential downtime if machinery on which the unit is installed is critical equipment. To obtain current pricing and lead time for parts kits, contact customer service.

orders@machiii.com

ADDITIONAL PRODUCT INFORMATION

For illustrated guides showing how Mach III products work, selection guidelines, product manuals, and installation and use recommendations:

<https://machiii.com/resources/how-our-products-work>

For information about how to order, return policy and warranty information:

<https://machiii.com/resources/how-to-order>



859-291-0849

machiii.com

engineering@machiii.com